



Summer Holidays Assignment (2025-2026)

Class V

Vacation time!

It would be a great idea to engage your creative mind and skilful hands with pencil, craft and splash of colours.

Make your holidays fruitful and add wings to your creations.



Dear students and parents

It's summertime when faces light up with smiles.

It's time for the children to play, relax and enjoy as summer vacation is the time they eagerly await for. Also, this is the time to unlock the days creatively making the most while at home. Along with the break, come many opportunities for your child to share new discoveries in reading, baking, gardening, painting, drawing and even composing their own songs or taking up any hobby.

Here are the ways by which you can make the holidays fun and meaningful at the same time :

- Provide your child with some quiet reading time. Set aside fifteen or twenty minutes each day for your child to relax and curl up with a good book.
- Ask your child to help you in doing small household chores like cleaning the cupboards, watering the plants, making the bed, serving meals. Helping in the kitchen can be fun too.
- Don't let them become a couch potato!! **REDUCE SCREEN TIME.** Instead make them play interesting games like Scrabble, Pictionary, Chess etc.
- Encourage them to exercise or take up a sport and be fit.
- Take them to parks where they can spend time observing the wonders of blooming of flowers, sprouting of new leaves, rising or setting of the sun, flock of birds taking off or coming back to roost etc

As the school announces the summer break, we want to ensure that the children have a constructive vacation. With this thought some holidays' homework is being given which will keep the child active and observant. The work can easily be done by the students with a little assistance, only when required.

Follow the guidelines given by teachers to complete specific activities.




English

1. Revise all work done in English books and notebook.
2. 'Reading is to mind, what exercise is to the body.'
Read English newspaper every day. Try to grasp new words and build your vocabulary.
3. 'If you can imagine it and visualize it, you can create it.'


Watch English movies like :

Sound of Music, Rio, Home Alone, Paddington series, Frozen, Ice Age, Lion King, Toy Story, Finding Nemo, Zootopia etc.



4. 'Books are uniquely portable magic.'

Read English story books of your choice and make a cover page of your favorite one.
(To be made on an A3 size sheet)



5. Print these worksheets and complete them.

***Adverbs are words used to modify verbs.**

Q. Underline the adverbs in the following sentences and state their kind.

1. We will leave today. _____
2. The dog sat lazily in the shade of the tree. _____
3. The man spoke loudly. _____
4. The dog is standing outside. _____
5. It is extremely hot today. _____
6. Please wait patiently. _____
7. The plumber fixed the problem easily. _____
8. They serve hot pan cakes there. _____
9. I am waiting upstairs for my mother. _____
10. He laughed merrily. _____

Simple Past Tense

Q. Fill in the blanks with the simple past forms of the verbs given in brackets.

The Greedy Dog

One day, a hungry dog _____ (find) a piece of meat. He _____ (feel) very happy and _____ (carry) it in his mouth. While crossing a bridge, he _____ (look) down into the water and _____ (see) his own reflection. He _____ (think) it was another dog with a bigger piece of meat. He _____ (open) his mouth to bark at the “other” dog, and his meat _____ (fall) into the river. The dog _____ (lose) his food because of his greed.

हिंदी

1. कक्षा में करवाए गए कार्य को याद करें।
2. नियमित रूप से समाचार-पत्र और बाल – पत्रिकाएँ पढ़ें।
3. लेखन कार्य:-

नीचे दिए गई कार्य पत्रिका को उत्तर सहित कार्य पुस्तिका(notebook) में चिपकाओ।

प्रश्न 1 नीचे दिए गए अपठित गद्यांश को पढ़कर प्रश्नों के उत्तर लिखो-

इस संसार में तरह-तरह के जीव-जंतु रहते हैं। प्रत्येक जीव जंतु की अपनी अलग पहचान होती है। कोयल की पहचान उस की मीठी बोली से होती है। ऐसा कभी नहीं होता कि कोई कोयल मीठा बोले और कोई कड़वा। शेर की पहचान उसके साहस से होती है। ऐसा कभी नहीं होता कि कोई शेर साहसी हो और कोई कायर। क्या आप जानते हैं कि मानव की पहचान किस से होती है? उस की मानवता से। मानवता का अर्थ है दूसरों के दुख-दर्द को अपना समझना। जो मनुष्य दूसरों के दुख-दर्द को अपना समझे, वही सच्चा मानव है।

- I. कोयल की पहचान किस से होती है ?
- II. मानवता किसकी पहचान है?
- III. शेर की पहचान कैसे होती है ?
- IV. मानव को और क्या कहा जा सकता है?
- V. गद्यांश में से दो संज्ञा शब्द छाँटो -



प्रश्न 2 सर्वनाम शब्दों पर रेखा लगाओ -

- १ मैंने अपना काम कर लिया।
- २ बाहर कोई खड़ा है।
- ३ रोहन भी हमारा मित्र है।
- ४ तुम खिलौने मुझे दे दो।
- ५ तुम मेरी बहन से बोतल ले लो।
- ६ राज ने अपनी पुस्तक खोदी है।



प्रश्न 3 नीचे कुछ संज्ञा शब्द दिए गए हैं, उन्हें छाँटकर उनके सही स्थान पर लिखिए।

बंगाल, घड़ी, कोलकाता, फल, दिल्ली,
मिठास, राकेश, अंकित, टमाटर, पंखा,
बचपन, तोता, गरीबी, मोटापा, मित्रता,



व्यक्तिवाचक संज्ञा	जातिवाचक संज्ञा	भाववाचक संज्ञा

प्रश्न 4. रचनात्मककार्य:

- नोट- नीचे दिए गए कार्य को अपने रोल नंबर के अनुसार करें।

1. पर्यावरण सुरक्षा हेतु A-3 साइज शीट पर सुंदर पोस्टर बनाओ।	(रोल नंबर 1-10)
2. हिंदी व्याकरण संबंधित किसी एक विषय पर सुंदर चार्ट बनाओ।	(रोल नंबर 11-20)
3. भारत में मनाए जाने वाले किसी एक त्योहार का चार्ट बनाओ।	(रोल नंबर 21- 30)
4 सुंदर चित्र बनाकर या चिपका कर अर्थ सहित मुहावरे लिखो। (A-3 साइजशीट)	(रोल नंबर 31- last)

MATHEMATICS

- 1) Make a separate **thin** notebook to do the following work.
 - i) Memorize and write multiplication tables from 2-20.
 - ii) Construct 4 word problems based on real-life vacation activities, involving addition, subtraction, multiplication, and division. Each operation should be used.
- 2) Practice Mental Maths work.
- 3) Practice the worksheets given at the end of Chapter -1 and 2 of your **Mathspark book**.
- 4) Revise the syllabus done so far for **Periodic Test - 1**.

Projects:

Design a board game with math-based tasks or questions to move forward in the game.

The following youtube links are just for your reference (Make your own board game)

<https://youtube.com/watch?v=Kv8A2-xWYlo&feature=shared>
<https://youtu.be/IbSS4ZMhKlQ?si=5XEgA6MRSJBh59Sr>

Research and find the distance of each planet from the Earth and estimate it to the nearest 10, 100 and 1000. Do this activity in an A4/A3 sheet and be creative.

Creative Elements:

Earth in the bottom center with a rocket launching up and looping paths going to each planet
Planet drawings (colored circles with cute faces or texture).

Rounding indicators: Use colored speech bubbles or flags on the paths showing “Rounded to nearest 10, 100 and 1000”.

Galaxy background with stars, comets, and satellites.

Explore the world around you! Can you find math in nature? Observe and make a collage of pictures on A3/A4 sheet with examples, such as symmetry in leaves, patterns on flower petals, or spirals in pinecones.

Example - Symmetry can be seen in leaves, where both halves are identical. Flowers often have petals in numbers like 3, 5, or 8.



GENERAL SCIENCE

1. Revise all the chapters done in Science notebook.
2. **Promote Sustainability-** Design and create a reusable paper bag that can be used for grocery shopping or carrying small items. Consider the following factors in your design:-
 - **Durability**
 - **Aesthetics**
 - **Functionality**
 - **Environmental impact**



3. Prepare a colourful chart on A3 size sheets as per the topics given below :-

- i) Structure of human brain. (Roll no. – 1 to 10)
- ii) Structure of a neuron or nerve cell. (Roll no. – 11 to 20)
- iii) Different layers of atmosphere. (Roll no. –20 to 30)
- iv) Simple machines and their applications. (Roll no. –30 to 40)

***Refer your textbook for making chart.**

4. Collect information from the internet on **Artificial Intelligence (AI)**. Write a short note on the importance of AI.

Make a collage on it. (Do it in class work notebook)



5. 3D Model: Prepare a small planter using waste materials and decorate it using different colours and plant a small sapling in it.



SOCIAL STUDIES

Note: Do the homework in a separate notebook.

1. Weather & Climate Journal: Record weather information for **7 consecutive days**.

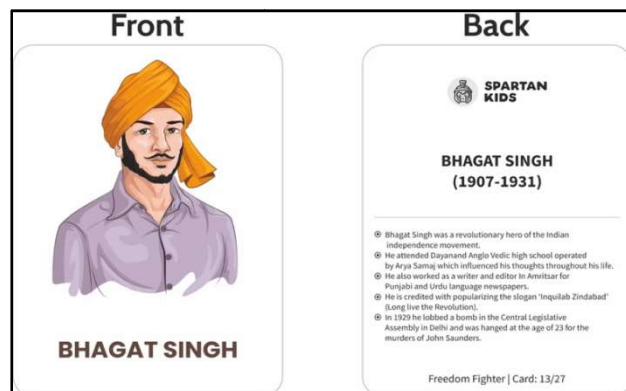
Make a simple table with columns and use a weather app or ask an adult to help you check the temperature.



Day	Date	Max Temp (°C)	Max Temp (°C)	Weather Type (□□/□□/☁)	Special Note (Rainbow, thunder, etc.)
Monday					
Tuesday					

❖ **Draw a weather symbol for each day.**

2. Choose any 2 Freedom Fighters of India (for example: Mahatma Gandhi, Rani Lakshmi bai, Bhagat Singh, Subhash Chandra Bose). Make one flash card for each freedom fighter using half-A4 size sheets. On each Flash Card, neatly mention the following:
 - Name of the Freedom Fighter
 - Their Contribution to India's Freedom (1-2 sentences)
 - A Famous Quote or Slogan
 - Add a drawing or paste a picture of the freedom fighter.



Decorate your cards with borders or creative designs.

3. Create a 3-D model on the following topics according to your roll numbers:

● Roll number 1- 13

Make a globe model using a ball (plastic ball, balloon, etc). Mark the important lines of Latitude and Longitude (Equator, Prime Meridian, Tropic of Cancer, Arctic Circle, etc). Use a string or a marker for latitude/longitude lines.

(□ Helpful Resource: <https://youtu.be/Svb-6DwHLl4?si=j1HInFCG3eYQeHYj>)

● Roll number 14- 26

Make a model of the Earth's layers using: Colored paper circles stacked together, or clay/playdough. The layers should include:

1. Crust
2. Mantle
3. Outer core
4. Inner core

Helpful Resource:

<https://youtu.be/jJJHsF8X-wY?si=xAJYu82N7I3q6TOM>

<https://youtu.be/zzYMzSEWS6g?si=CcV8ziob-sV6klRo>




● Roll number 27- onwards

Create a Seismograph Model using an old cardboard box, paper/plastic cup, string, etc. and demonstrate how the pen moves when the box is shaken.

(Helpful Resource: https://youtu.be/41RzGwZINOk?si=nHrqql_59l4-auM)

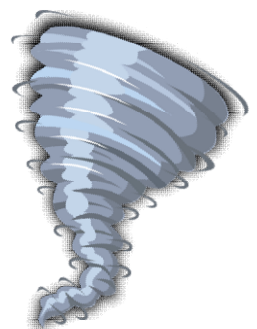
4. Create a picture collage or an illustrated collection of things you can find around your house that showcases:

- 5 items you can **reduce**
- 5 items you can **reuse**
- 5 items you can **recycle**



5. Select two countries from different parts of the world. Research the most frequent natural disasters in each selected country, such as earthquakes, floods, wildfires, etc. Write a few lines (1-2 sentences) for each country, addressing the following questions:

- What is the most common natural disaster in this country?
- How often does it occur? (Is it seasonal, annual, or unpredictable?)
- What regions of the country are most affected by this disaster?
- What measures has the country implemented to prevent or prepare for disasters?



6. “E-Vehicle is the Future of Automobile”

Explain in 4 points why EVs are economically sustainable in the long run.

On a world map mark five countries using electric vehicles the most. (like Norway, China, USA, etc.)

General Knowledge

1. Revise all the worksheets done in class work notebook.
2. Follow news and current events and write about a recent event or news story that interests you. Also paste pictures related to the event.
3. Research and write **five** interesting facts about each:-
 - India (history, culture, landmarks)
 - Famous scientists or inventors*** Paste pictures related to them.**
4. Dream Destination: Design a travel brochure for a place you'd love to visit. Include pictures, maps, and fun facts as shown in the picture given below:



***NOTE- Complete all the work in G.K. notebook.**

ART

- 1) Do beautiful colouring in the Doodle Art on Page No-48 in the Shades book with colourful sketch pens or Brush pens. Decorate it with Stone Stickers and Frame your sheet with another colour pastel sheet after tearing it from The Shades book.
- 2) Draw Stick drawings in the Shades book from the Page No-29 to 32 and also do beautiful colouring with Pencil colours only.
- 3) Design a paper bag from a full-size handmade sheet. For your reference a link and a few pictures have been shared .

Link:- <https://youtu.be/VgfHAhPkz2M?si=WKk4xLnXw7TdnvmE>

